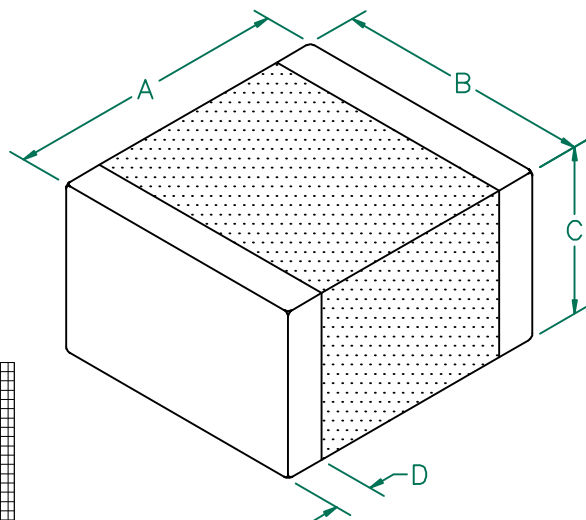


# HI2220P601R-10

**UNCONTROLLED DOCUMENT**

PHYSICAL DIMENSIONS:

A	5.59 [.220]	+ 0.51 [.020]
B	5.08 [.200]	+ 0.25 [.010]
C	3.05 [.120]	+ 0.25 [.010]
D	0.76 [.030]	+ 0.25 [.010]



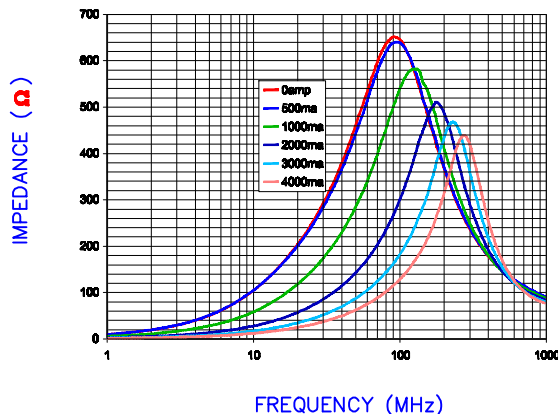
ELECTRICAL CHARACTERISTICS:

Z @ 100MHz (Ω)	DCR (Ω)	Rated Current
Nominal	600	
Minimum	450	
Maximum	750	0.025 4000 mA

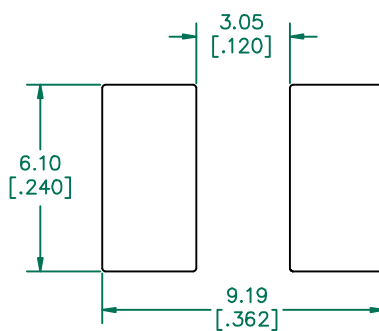
NOTES: UNLESS OTHERWISE SPECIFIED

1. TERMINATION FINISH IS 100% TIN.
2. TAPED AND REELED per CURRENT EIA SPECIFICATIONS 13" REELS, 2,000 PCS/REEL.
3. U.S. PATENT 5,821,846 AND 6,107,907 SHOULD APPEAR ON THE LABEL OF EACH REEL OF PACKAGED PARTS.
4. COMPONENTS SHOULD BE ADEQUATELY PREHEATED BEFORE SOLDERING.

Z vs FREQUENCY  
IMPEDANCE UNDER DC BIAS

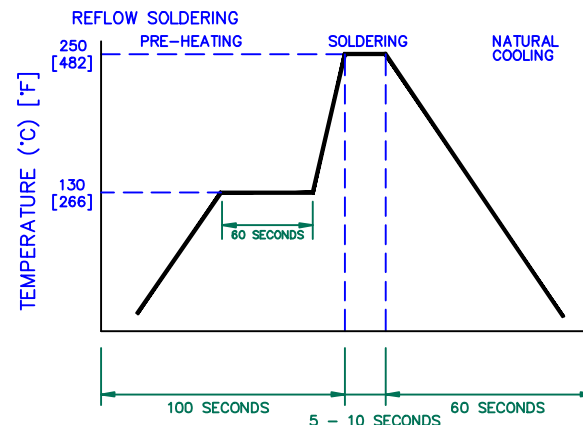


LAND PATTERNS FOR REFLOW SOLDERING

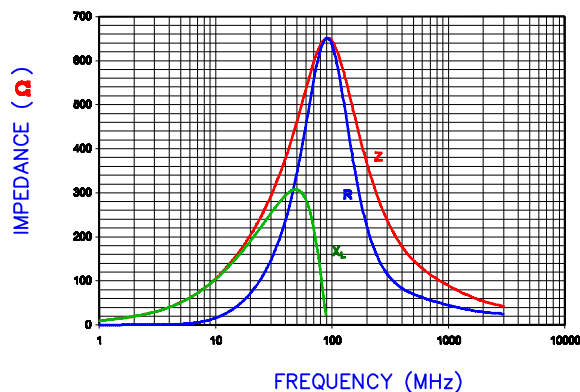


(For wave soldering, add 0.762 (0.30) to this dimension.)

RECOMMENDED SOLDERING CONDITIONS



|Z|, R, AND X vs. FREQUENCY



DIMENSIONS ARE IN mm [INCHES]

This print is the property of Laird Tech. and is loaned in confidence subject to return upon request and with the understanding that no copies shall be made without the written consent of Laird Tech. All rights to design or invention are reserved.



PROJECT/PART NUMBER:	REV	PART TYPE:	DRAWN BY:
HI2220P601R-10	D	CO-FIRE	BAC
DATE:	SCALE:	NTS	SHEET:
01/12/01			2 of 2
DESCRIPTION	DATE	INT	
REV			